

M60 Pro 2.0

Commercial Grade

Single-Motor Sit-Stand Desks



M60 Pro 2.0

Commercial Grade Single-Motor Sit-Stand Desks



• Eye pleasing column design provides smooth and quiet movement.



Optional Locking Casters(SFC-01) add mobility for greater versatility



Soft LED Lighting
Indicates desk function

Blue - for when the desk is in motion
Green - setting a memory height
Red - when there are any problems

-  2 Memory Settings
-  CM/INCH Conversion
-  User Programmable Height Range
-  Adjustable Collision Sensitivity
-  Child Safety Lock

- Overload and Thermal Protection prevents catastrophic failure for a long product life.
- Reduced hardware design and pre-assembled components for quick assembly time, customer satisfaction and positive reviews.
- Packaging optimized for E-Commerce for low storage and shipping costs.

M60 Pro 2.0

Commercial Grade Single-Motor Sit-Stand Desks

Choose from a variety of popular desktop finishes and colors

Due to variations in printing and/or monitors and browsers, actual product color may vary. DVS recommends that you order samples to confirm your color selection(s) by emailing us at info@lumi.cn

Desktop Colors

Particle Board



White



Maple



Walnut



Black

Desk Frame Colors



White



Grey



Black

Edge Choices



Standard Edges



Rounded Edges

Optional Accessories

Popular accessories for use with Height Adjustable Tables that build sales and profits for your business.



Swivel Storage Tray



Pull-Out Drawer




Adjustable Keyboard Tray



Cable Management Tray



Adjustable CPU Mount



Mobile File Cabinet



Anti-Fatigue Standing Mat



Height Adjustable Perch Stool

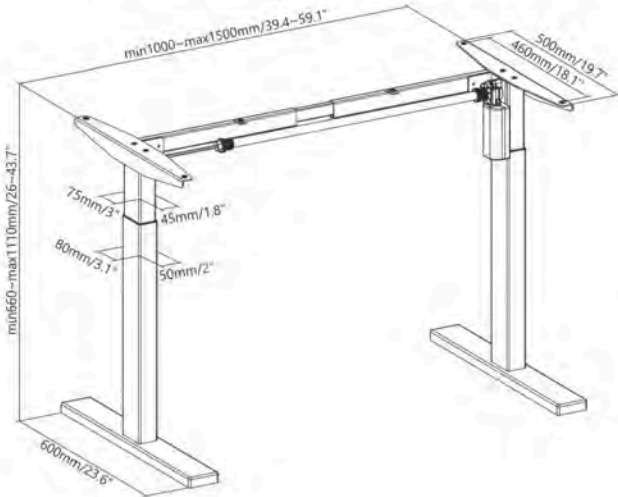
M60 Pro 2.0

Commercial Grade Single-Motor Sit-Stand Desks



Soft LED Lighting
Indicates desk function

Blue - for when the desk in motion
Green - setting a memory height
Red - when there are any problems



Desk Frame Colors:   

Item No.	S09-22D
Width Range	1000-1500mm (39.4"-59.1")
Height Range	660-1110mm(26"-43.7")
Weight Capacity	125kg
Control Type	Touch Screen LED Display
Max. Speed	25mm/s
Decibel	<50dB
Power Input	100-240V



Collaborative Workspace

Private Workstation

Active Meeting

Large Worksurface

M60 Pro-128D Series Square Column Multi-Motor Sit-Stand Desks



Rectangular



L-Shape (90°)



Corner Shape (120°)



Back-to-Back

M60 Pro-128D Series

Square Column Multi-Motor Sit-Stand Desks



Durability and Technology

Laboratory tested to 23,000 cycles with a loaded weight of 75kg/165 lbs for a lifetime of smooth and quiet height adjustments.



Proprietary Gyro-Current Collision Avoidance System
for better detection of soft and hard objects

User Programmable Height Range

customize the upper and lower height settings to accommodate objects around you, such as under desk cabinets or storage units




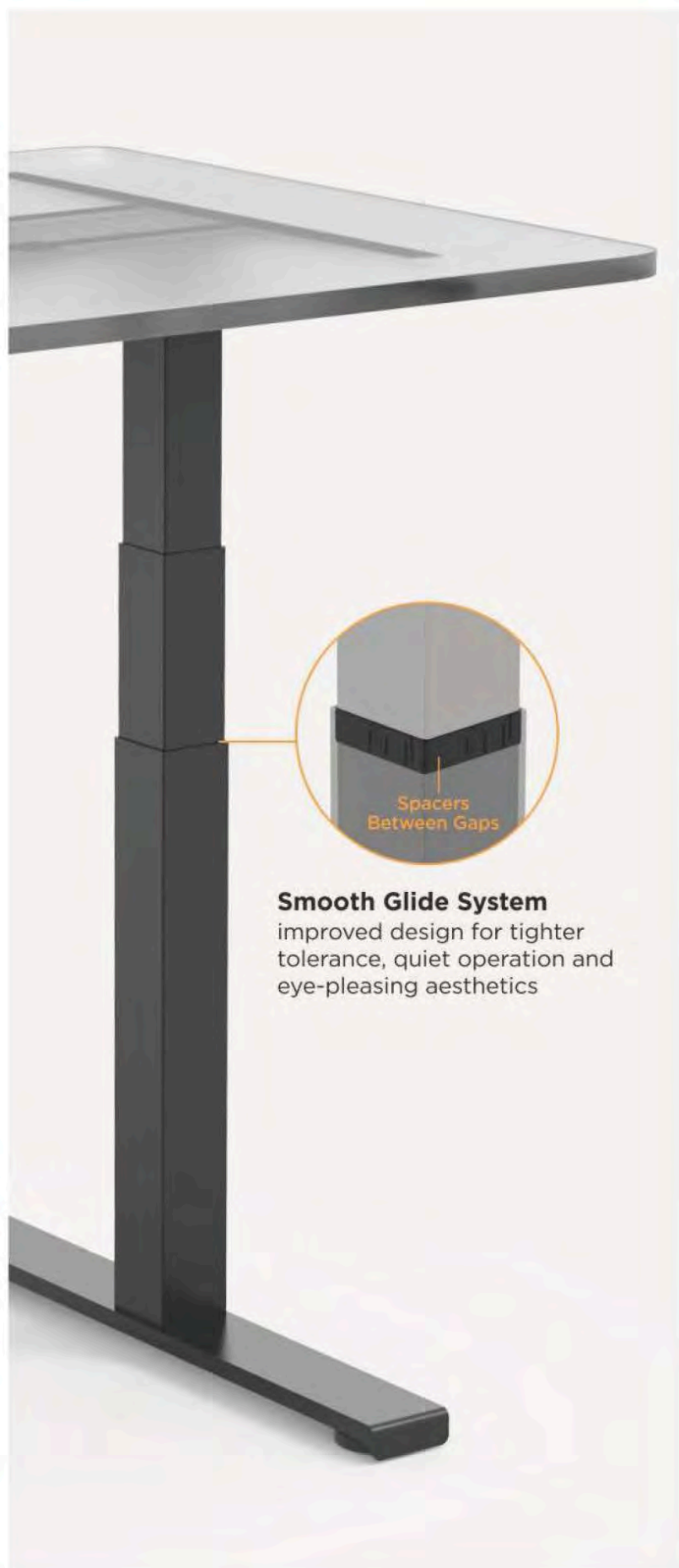
Easy-Assembly

advanced frame design reduces set-up time while providing long-term stability for confident daily use



M60 Pro-128D Series

Square Column Multi-Motor Sit-Stand Desks



Additional Desktop
Material, Colors, Shape and Dimensions are customizable



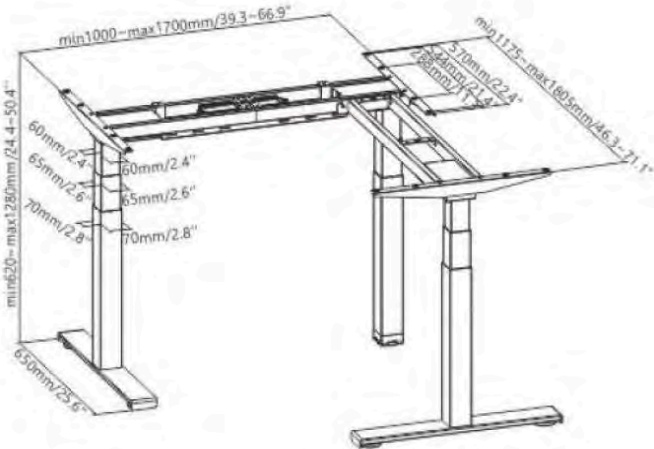
☒☒☒

M60 Pro-128D Series

Square Column Multi-Motor Sit-Stand Desks

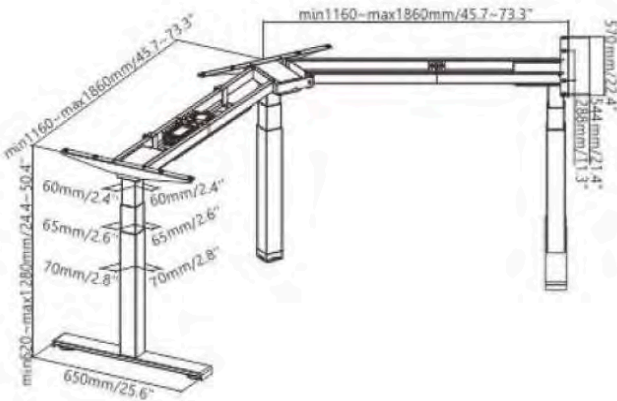
Triple Motor ☒ 3-Stage ☒

M60 Pro-128D-L



Triple Motor ☒ 3-Stage ☒

M60 Pro-128D-120



Desk Frame Colors: Black Grey White



Item No.	DVS-M60 Pro-128D-L	DVS-M60 Pro-128D-120
Weight Capacity	150kg/330lbs	150kg/330lbs
Width Range	1000-1700mm & 1175-1805mm (39.4"-66.9" & 46.3"-71.1")	1160-1860mm (45.6"-73.2")
Height Range	620-1280mm (24.4"-50.4")	620-1280mm (24.4"-50.4")
Max. Speed	38mm/s	38mm/s
Control Type	Button	Button
Power Input	110V/230V	110V/230V